



Safer Deployment of Automotive Innovations

The Future of the
Automotive Process

Safer Deployment of Automotive Innovations Requires Trusted, Agile Processes

Embedded and systems software is driving a great deal of automotive technological innovation. Electronics for control and sensing use machine learning to accelerate insights into usage patterns. Product upgrades now occur over the air in the consumer's driveway instead of at the dealership, providing a constantly optimizing product. Consumer interest in electric vehicles is expanding beyond the early adopters. Vehicle electrification requires replacing conventional powertrains with electric drive units, batteries and harnesses.

In addition, automotive business models are changing. New players have entered the marketplace, promising attractive products. A few have started deliveries to consumers, e.g., the electric car manufacturer Rivian. Developing advanced driver assistance systems (ADAS) technologies and autonomous solutions requires close and continuous collaboration among product management, engineering, supplier management, IT operations and many other historically siloed corporate groups. Processes are refining to encourage collaboration among historically separate automotive disciplines.

How does a company keep pace while assuring the safety and security of its products? Existing and emerging industry standards help all disciplines address risks at the relevant speed of innovation. They include ISO 26262 for functional safety, ISO 21448:2022 for safety of the intended function (SOTIF), and ISO/SAE 21434 for vehicle cybersecurity. Moreover, new players need to understand how to get the most out of established standards like IATF 16949 (based on APQP) and how Automotive SPICE® helps improve the quality of complex software and systems.

In this white paper, we will discuss how all of these challenges interconnect and have a common denominator: the processes used to manage the products across their life cycles. Consumers need to be able to trust those processes for safety and security, and the processes need to be agile to cope with the pace of innovation and shifting consumer demands. Process management software Stages provides a process framework to model a corporation's decision progress and compliance capabilities to see how the company's process complies with multiple standards.



Product development process baseline

Stages offers a sample framework of a product development process (PDP) to demonstrate the software’s ability to capture and manage the decision’s progress in a large manufacturing company with many different actors. This PDP continuously undergoes enhancement — just like what might happen in a real learning organization — with the goal of using the process model as a basis to ensure standards compliance. Stages has an unmatched ability to associate standards elements with process elements, thereby creating a link showing how and when an organization addresses standards. As processes are used on new products, instantiation or tailoring often occurs based on the organization or market demands.

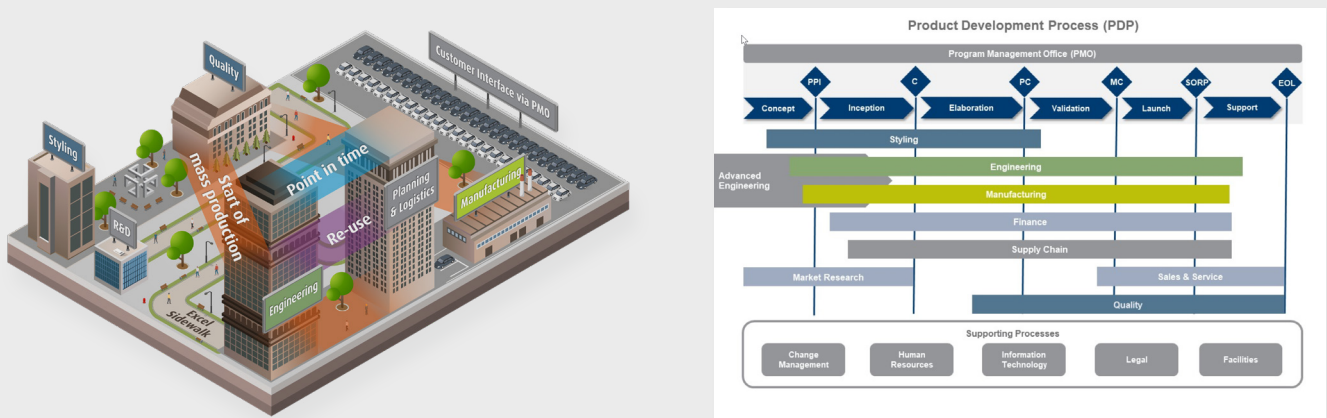


Figure 1: Visualization of decision processes within an organization (left) and Stages (right)

Automakers are delivering faster innovation

Innovation speed often drives competition. Agile methods that keep the customer’s interests and desires at the forefront yield faster development. Manufacturing maturity is often captured in a Bill of Process (BOP) that assures predictable quality. The same mindset applies to decision making and managing risk when developing and introducing new technology into the marketplace. Stages helps a product execution proceed based on a proven process that has evolved over time. The evolution might be driven by lean principles, and it likely is also driven by quality insights. It can even be driven by a disciplined scientific discovery process when advancing new technologies, e.g., batteries and power electronics in automobile applications.

Consumers and governments want innovations and to keep products safe. How can these potentially conflicting challenges be addressed? The key lies in the fact that they are interconnected and have a common denominator: the product development process (PDP). The processes used to manage development progression need to consider regulatory elements in the context of the base product development rather than an end-of-line quality check. Certification often requires evidence that a measurement standard has been achieved and that due diligence was performed to ensure safer products. This should be accomplished as the development plan is executed. Specific plan deliverables are directly associated with standards and regulations, helping engineers make the best timely decisions.

The product plan comes from the corporate experience, which is the PDP. Stages can associate standard elements with process model elements, making the specific parts of a standard visible in the context of who, when and what, and providing the why. The process owners and regulatory experts work together to make sure product engineering and manufacturing address all required standards. Even seeing this in R&D scientific method practices would boost the discovery pace of innovations with safety in mind from the start, which can help organizations focus on safer innovations.

Ensuring compliance while innovating

Standards are not regulations.

Engineering experts often develop standards in areas where systemic failures occur. A good standard provides a measurement technique to help decide what conforms and what doesn't. Such measures improve quality by narrowing variation. With variation in mind, many manufacturers start thinking of statistical process control (SPC), which is required in standards like IATF-16949 for automotive quality management systems. Some regulations refer to industry standards that must be used to ensure that the product was engineered and produced with safety in mind.

However, SPC applied to a unique part or product during engineering does not apply in small sample populations. A sequence of decisions with timely risk management assessments can help in the development of anything new. Techniques like Failure Mode and Effects Analysis (FMEA) augment SPC (rate and frequency of nonconformance) with a failure probability, which leads to a risk score. The engineering process measures the product risk, typically in a peer review, and decides what to do based on historical experience. In Stages, the PDP model has techniques like FMEA as a simple workflow used once a design has been chosen. It is a reactive risk management practice. SPC can be applied by looking at the results of all FMEA workflows across different products and examining the correlation with improved product durability and safety. Insights from this kind of process comparison lead to effective process improvements. These improvements can drive efficiency and safety together, rather than as independent initiatives.



Stages makes seeing development decisions in the context of standards and regulations possible, thereby lowering risk. This can be done by searching for key phrases used across the PDP or associated with work products and guidance within Stages.

Safety standards need visible compliance

Safety standards, e.g., ISO 26262, and supply chain standards, e.g., IATF 16949, drive a company’s processes. One focuses on the discipline of managing and improving mass production with supply chains, while the other focuses on functional safety. Companies need both standards represented in the processes and, when required by a certification agency, they need to provide evidence of compliance. Figure 2 shows how ISO 26262 standard elements are visible in the context of the work product “Corporate Regulatory Guidance,” modeled in Stages. Note the context of activities producing and consuming the work product.

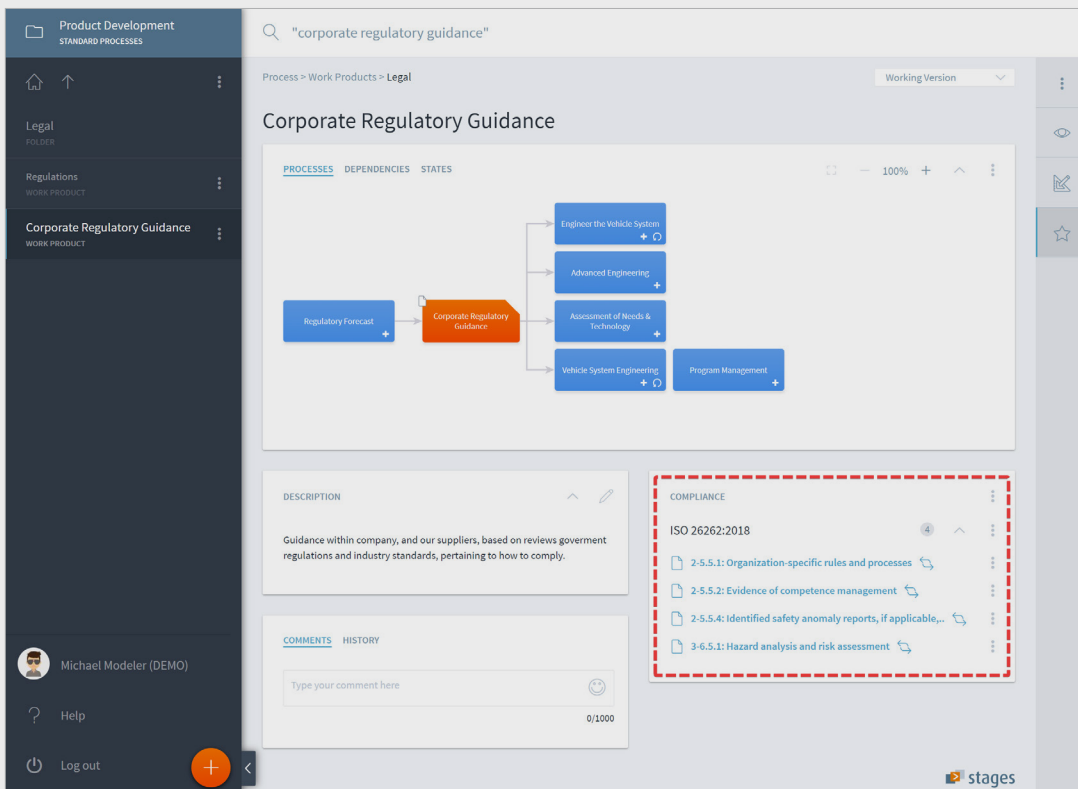


Figure 2: ISO 26262 standard within the work product “Corporate Regulatory Guidance”

Modeled practices from IATF 16949 can be found directly in the PDP, as well as in the FMEA and the Design Verification Plan and Report (DVP&R). In these two cases, the guidance captured for the method simply refers to the Advanced Product Quality Planning (APQP) standard for a definition and explanation of these elements. Establishing the link to formal definitions and practices, especially when they come from industry standards bodies, helps contextualize what is important in the product development process: the next decision, keeping manufacturing in mind. Using Stages’ search capability, one can quickly find references to common terms like APQP, FMEA and DVP&R. Some are just terminology, while others are methods for assessing risk. In many cases, regulatory bodies require evidence — a work product that is under version control and available to authorities upon request.

In mature companies, a role like regulatory engineer is responsible for monitoring all of these regulations and standards and preparing policy updates to outline the best way to satisfy the regulations. This role works with the sales manager to understand certification requirements at the point of product sale/delivery.

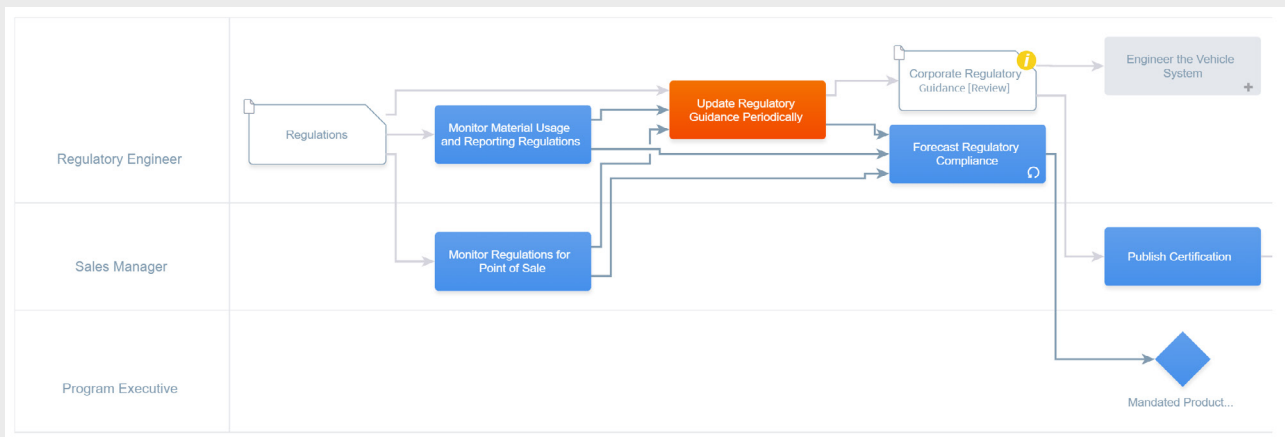


Figure 3: Interaction of a regulatory engineer, sales manager and program executive

The PDP model defines “regulatory engineer.” This individual’s job is to stay aware of and summarize corporate policies to satisfy point-of-sale regulations. The deliverable is then provided to the rest of the engineering team. The Corporate Regulatory Guidance work product in this view is the same work product as in the previous view. These are different contexts, also known as different views of the work product. These multi-view contexts, shown on demand, are one of the benefits when expanding model-based processes from one discipline across the broader enterprise.

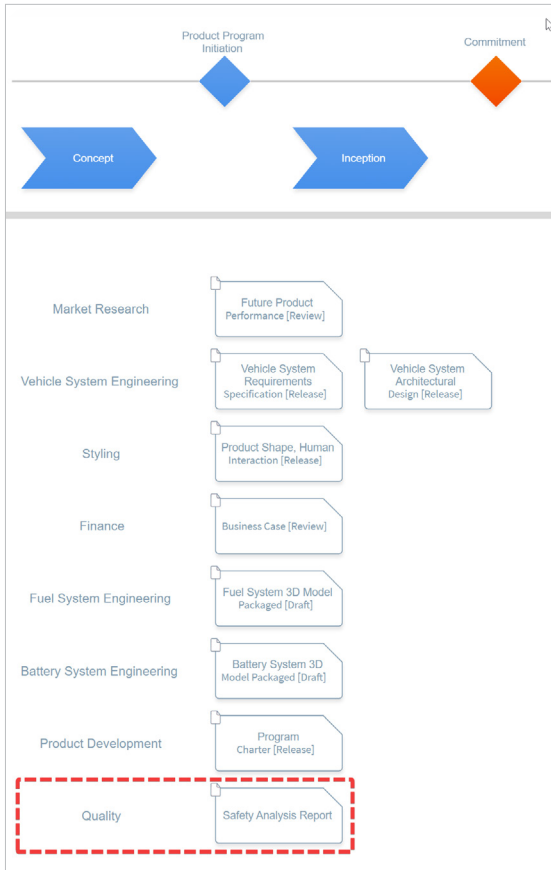
Managing overlapping, conflicting standards

Some standards clarify terminology, which improves understanding, sometimes leading to regulations. Defining criteria for regulation-mandated certification requires the measures and techniques to agree in order to achieve compliance and confidence. As the world becomes more complex, safety experts use process assessments to further ensure safer product operation. This is often driven by consumers and their advocates, like insurance companies and governments wanting to improve public safety.

Standards and the related regulations can overlap and even conflict as you consider a global product sold in different regions, each with its own regulations. Seeing development decisions in the context of standard and regulation elements helps lower risks. Consistently performing the same sequence of steps leads to standards of work. A work product like a safety analysis report (Figure 4), shown in the context of the decision progression, can help people understand the conditions of successes and failures.

People want control of their work so they can develop improvements. It is human nature to improve through learning, but it becomes overwhelming when there are more and more standards and regulations to consider, some enforceable and some just good advice.

WHITE PAPER



Stages has a compliance feature that manages the complexity of satisfying many standards and regulations simultaneously. Focus is on the proven processes, with managing standards frameworks in the background. Figures 5-8 show views of what this looks like using the tool. Figure 6 shows a view from a different reference model created to support ISO 26262. The evolution of the PDP model could copy roles from a reference model or, more likely, enhance existing roles to include the standards-driven responsibilities. Displaying the link to specific standards requirements is the key to making sure the PDP evolution remains compliant with standards. Figure 7 is an example of different standards requirements supported by a single element in the process model. Figure 8 shows an example compliance report, which allows the process modeler to assess the process's coverage completeness to specific standards.

Figure 4: Relevant standards for an automotive safety analysis report

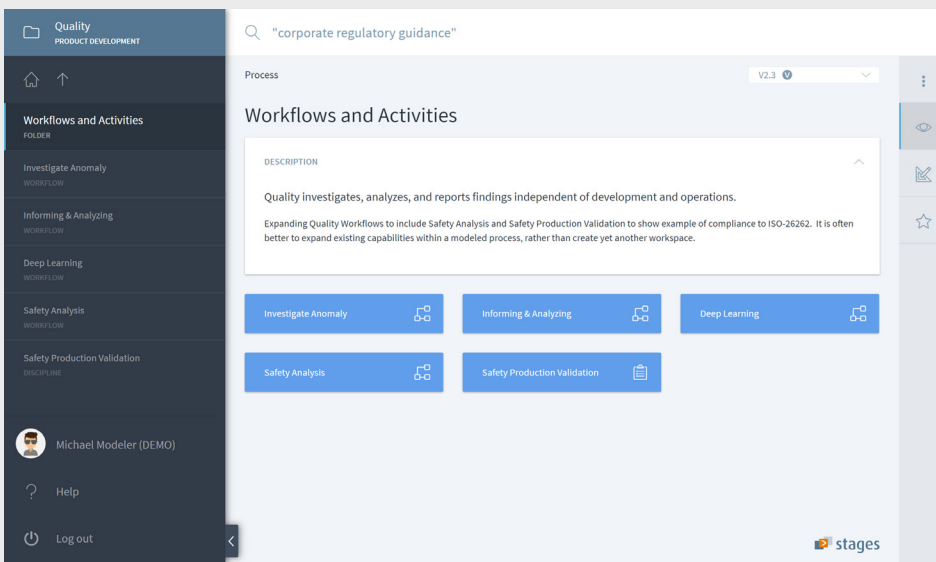


Figure 5: Activity with functional safety standards compliance added to quality discipline, note compliance association to ISO 26262

Process > Roles > Project Functional Safety V4.1.3

Safety Manager

DESCRIPTION

The Safety Manager is a person or an organization that is responsible to enable, moderate and supervise the execution of activities necessary to achieve Functional Safety.

At different levels of the product development, each company involved can appoint one or more different persons by splitting assignment in accordance with the internal matrix organization.

For any person assigned the role of a Safety Manager (additionally) in a safety product development lifecycle, sufficient level of skills, competence and qualification corresponding to their responsibilities shall be planned and ensured. Capability Matrix & Training Plan shall be updated as required.

In case of execution of activities in a safety lifecycle, sufficient level of skills, competence and qualification corresponding to their responsibilities in a safety relevant project must be planned and ensured. Capability Matrix & Training Plan shall be updated as required.

COMPLIANCE

ISO 26262:2018

2-5.4.4.1: The organization shall ensure that the persons involved..

Process > Roles > Project Functional Safety V4.1.3

Safety Engineer

DESCRIPTION

The Safety Engineer a person who is responsible to perform the execution of activities necessary to achieve Functional Safety.

For any person assigned the role of a Safety Engineer (additionally) in a safety product development lifecycle, sufficient level of skills, competence and qualification corresponding to their responsibilities shall be planned and ensured. Capability Matrix & Training Plan shall be updated as required.

At different levels of the product development, each company involved can appoint one or more different persons by splitting assignment in accordance with the internal matrix organization.

In case of execution of activities in a safety lifecycle, sufficient level of skills, competence and qualification corresponding to their responsibilities in a safety relevant project must be planned and ensured. Capability Matrix & Training Plan shall be updated as required.

COMPLIANCE

ISO 26262:2018

2-5.4.4.1: The organization shall ensure that the persons involved..

Figure 6: Roles identified in ISO 26262 shown in Stages Functional Safety Reference Model; note compliance link

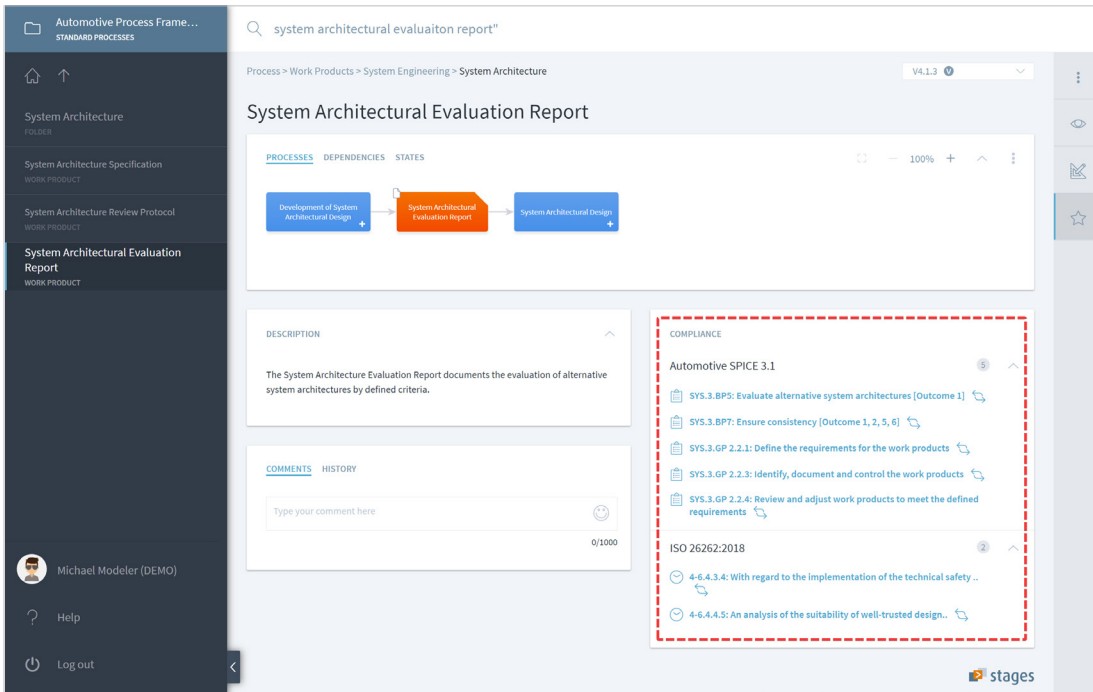


Figure 7: Multiple standards shown in context of existing process

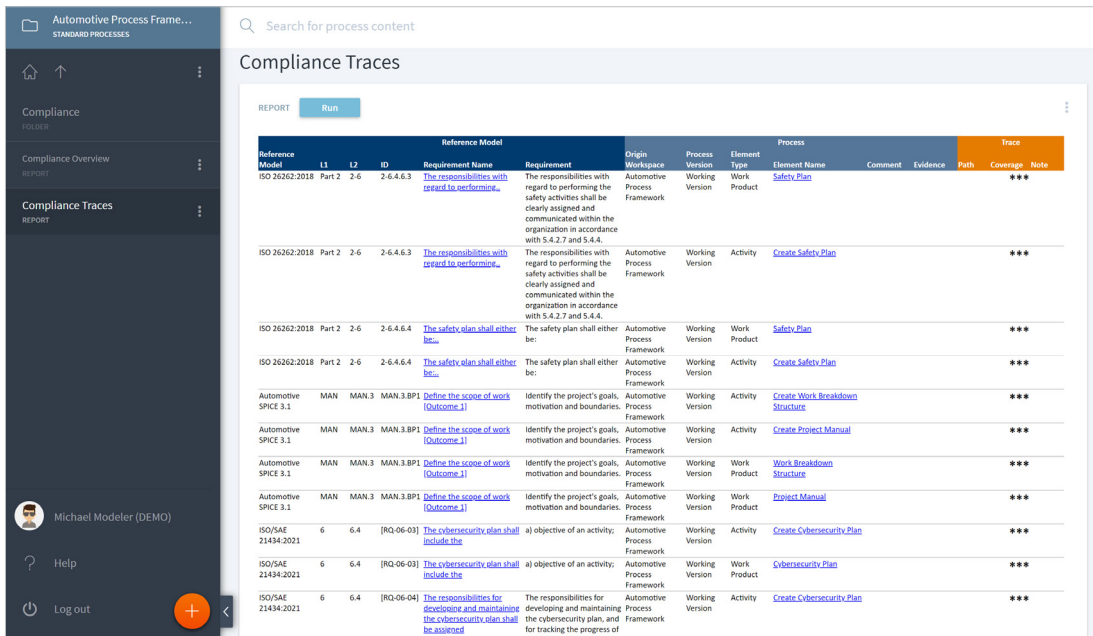


Figure 8: Reports of standards coverage and confidence

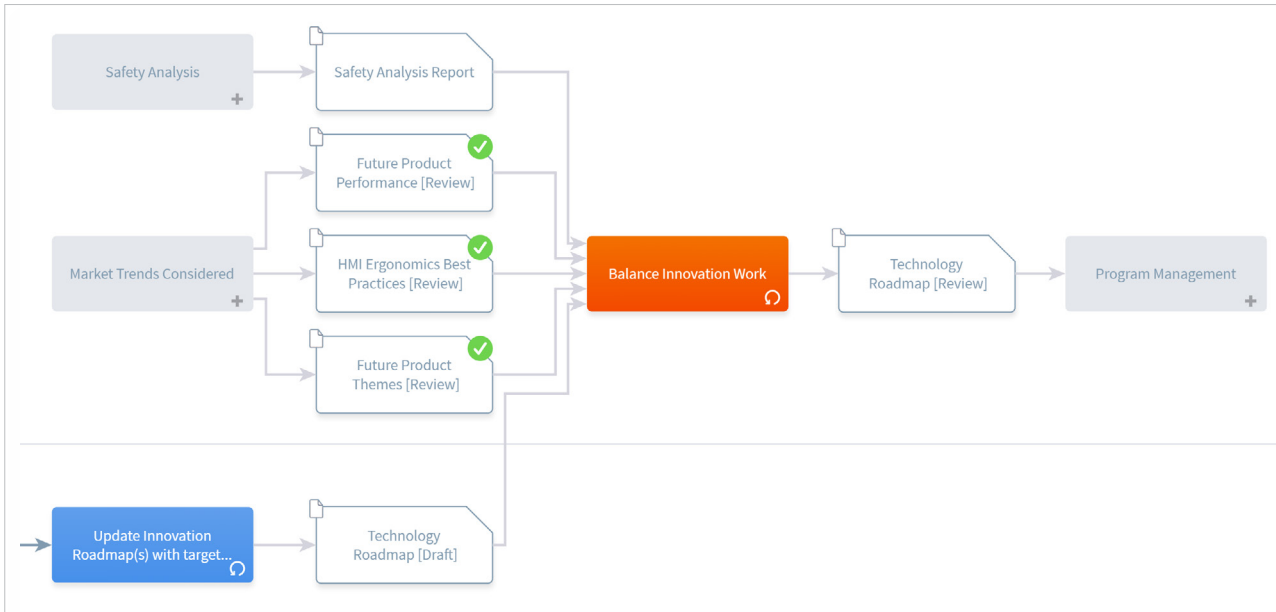


Figure 9: Safety Analysis Report added to Advanced Engineering Activity: Balance Innovation Work, keeping safety in mind from the start

Summary

Future automotive challenges are interconnected and have a common denominator: the processes used to manage the products across their life cycles. Consumers need to be able to trust existing processes for safety and security, even as those processes need to become more agile to cope with the pace of innovation. A few samples from important standards are linked into the Stages PDP, which will continuously expand to cover operations and reporting.

Author



Craig Brown

Principal consultant at Method Park by UL and former PLM leader at General Motors



Related content:

For more insights into Stages and product development processes (PDP), please visit www.methodpark.com/pdp

There, you will find further content, white papers, and webinars describing the basic elements of the PDP, evolving from decades of experience and standards like APQP and IATF 16949.